

# Early Learning Assessment

## Score Entry & Reporting Form

### User Pathways





#### About

This document offers Early Childhood Educators and Administrators a decision tree to guide them in accessing support based on their experience with the Early Learning Assessment Score Entry and Reporting process and system. The document presents recommendations for accessing support resources, such as webinars, quick start guides, and how-to videos, in a learning sequence tailored to the users' needs and knowledge base.



#### RETURNING USER: Samara






Multi-year user seeking a quick refresher and importing reminders.

1. Go to <https://www.ohio-k12.help/ela-score-entry-and-reporting/>
2. View the [Important Things to Remember](#) video. 
3. Go to <https://www.ohio-k12.help/ela-score-entry-and-reporting/>
4. Download [NEW FORM SY2025-26](#) 
5. Download the [Quick Start Guide](#). 
6. View more videos for additional support. 



#### NEW USER: Alejandro

First-time user starting at the beginning and needing everything.

1. Go to <https://www.ohio-k12.help/kready-training/data-manager-training/>
2. Download the [ELA Fall Webinar 2025](#) slides. 
3. Go to <https://www.ohio-k12.help/ela-score-entry-and-reporting/>
4. Download [NEW FORM SY2025-26](#) 
5. Download the [Quick Start Guide](#). 
6. Download the [Technical Guide](#). 
7. View all videos for additional support. 

#### Support

Contact Ohio K12 Help for questions or assistance  
<https://www.ohio-k12.help/kready-support/kready-contact-support/>